



STEAM SHOWER
CABINS

OMEGA

A Sublime Touch




Size - 950 x 950 - 2200h
White


The Omega inspires awe with its elegant design and creates the ideal bathing space for you and your family. It boasts of aesthetic and functionally efficient features like the hand shower, dome light which make bathing a pleasurable experience.

FEATURES


- Feather Touch Control Panel with Remote Control
- Ceiling Shower Head with Dome Light
- 6 Concealed Body Jets
- Hand Shower with Pack
- Concealed Bath Shower Valve with Diverter
- 3 KW Steam Generator
- Steam Auto Drain
- Exhaust Fan
- FM Radio with CD Compatibility & Speaker
- Disinfectant Ozonizer
- Shelf
- Sliding Door with 6 mm Tempered Glass
- Acrylic Shower Tray, Roof
- Folding Shower Seat
- Earth Leakage Circuit Breaker
- Provision of Aromatherapy



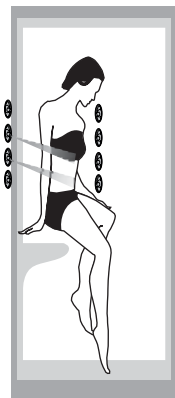
RAIN SHOWER




HAND SHOWER



CABIN LIGHT



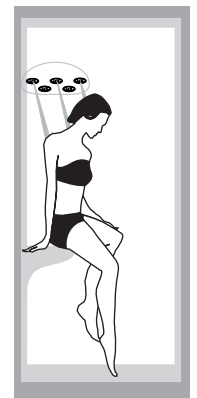
HYDROMASSAGE-JETS



TURKISH BATH



FM RADIO + AUDIO



OZONIZER